



# Board Binder Open Session

---

December 4, 2023

# Agenda



**MIDLAND DEVELOPMENT CORPORATION AS AUTHORIZED BY CHAPTER 504 OF THE TEXAS  
LOCAL GOVERNMENT CODE**

**NOTICE OF PUBLIC MEETING**

In accordance with Chapter 551, Texas Government Code, as amended, notice is hereby given to the public that the Board of Directors of the Midland Development Corporation will meet in regular session, open to the public, in the Midland Chamber of Commerce board room, 303 West Wall Street, Suite 200, Midland, Texas, at 10:00 a.m. on December 4, 2023. A quorum of the Board of Directors of the Midland Development Corporation intends to be physically present at the aforementioned location.

**Videoconference Information**

Join Zoom Webinar

<https://us02web.zoom.us/j/83255176454?pwd=WWM1RHI3eWlpNzZEZmk3cURldnFEZz09>

Passcode: 745229

Or join by phone:

Dial(for higher quality, dial a number based on your current location):

US: +1 346 248 7799 or +1 253 215 8782 or +1 669 444 9171 or +1 669 900 9128 or +1 719 359  
4580 or +1 253 205 0468 or +1 305 224 1968 or +1 309 205 3325 or +1 312 626 6799 or +1 360 209  
5623 or +1 386 347 5053 or +1 507 473 4847 or +1 564 217 2000 or +1 646 558 8656 or +1 646 931  
3860 or +1 689 278 1000 or +1 301 715 8592

Webinar ID: 832 5517 6454

Passcode: 745229

International numbers available: <https://us02web.zoom.us/j/83255176454?pwd=WWM1RHI3eWlpNzZEZmk3cURldnFEZz09>

At such meeting, the Board of Directors may discuss, consider, and take action on any of the following items:

1. Call meeting to order.
2. Motion approving the minutes of the November 6, 2023, meeting of the Midland Development Corporation.
3. Resolution establishing the dates of the regular meetings of the Midland Development Corporation Board of Directors to be held during the period of February 2024 to January 2025.
4. Presentation on the November 2023 monthly expenses and economic development activity report from the Midland Development Corporation Executive Director and staff.
5. Pursuant to Texas Government Code §551.101, the Board of Directors will hold an Executive Session, which is closed to the public to discuss the following matters as permitted under the following Texas Government Code Sections:

a. Section 551.072 Deliberation Regarding Real Property

- i. Discuss the sale, exchange, lease or value of real property described as an approximate 374-acre tract of land out of Section 33, Block 40, T-1-S, T&P RR Co. Survey, Midland County, Texas.

b. Section 551.087 Deliberation Regarding Economic Development Negotiations

- i. Discuss business prospects that the Midland Development Corporation seeks to have, locate, stay, or expand in or near the City of Midland, Texas, and discuss possible incentives, and discuss contract compliance on the part of businesses.

Posted this 1<sup>st</sup> day of December 2023.

---

Marcia Bentley German  
City Governance Officer/City Secretary

# November 6<sup>th</sup> Minutes

# MIDLAND DEVELOPMENT CORPORATION

## MINUTES

November 06, 2023

The Board of Directors of the Midland Development Corporation convened in regular session at the Midland Chamber of Commerce board room, 303 West Wall Street, Suite 200, Midland, Texas, at 10:00 a.m. on November 06, 2023.

Board Members present: Director Berry Simpson, Director Lourcey Sams, Director Jill Pennington, Director Brad Bullock, and Director Elvie Brown

Board Members absent: Chase Gardaphe and Zachary Deck

Staff Members present: City Manager Tommy Gozalez, Assistant City Manager Tina Jauz, Assistant City Attorney Nicholas Toulet-Crump, and Chief Deputy City Secretary Vanessa Magallanes

Council Member(s) present: Mayor Lori Blong, Councilmember Robin Poole, and Councilmember Amy Stretcher Burkes

MDC Staff Members present: Executive Director Sara Harris, Marketing & Administrative Coordinator Gabrielle Franks, and Business Retention & Expansion Coordinator Sammi Steel

1. Call meeting to order.

First Vice Chair Simpson called the meeting to order at 10:00 am

2. Introduction of new Midland Development Corporation board director Elvie Brown.

First Vice Chair Simpson introduced the new Midland Development Corporation board director Elvie Brown, and he was sworn in.

3. Motion approving the minutes of the September 25, 2023, meeting of the Midland Development Corporation.

Director Sams moved to approve minutes of the September 11, 2023, meeting of the Midland Development Corporation, seconded by Director Pennington. The motion carried by the following vote: AYE: Simpson, Bullock and Brown. NAY: None. ABSTAIN: None. ABSENT: Gardaphe and Deck.

4. Motion approving the minutes of the October 02, 2023, meeting of the Midland Development Corporation.

Director Sams moved to approve minutes of the September 11, 2023, meeting of the Midland Development Corporation, seconded by Director Pennington. The motion

carried by the following vote: AYE: Simpson, Bullock and Brown. NAY: None. ABSTAIN: None. ABSENT: Gardaphe and Deck.

5. Presentation from Shafik Tejani on the downtown DoubleTree Hilton hotel.

Shafik Tejani from the downtown Double Tree Hilton hotel gave a presentation regarding the need for remodeling of the hotel.

6. Resolution authorizing signatories on Midland Development Corporation bank accounts.

Director Bullock moved to approve Resolution ED-451 authorizing signatories on Midland Development Corporation bank accounts., seconded by Director Pennington. The motion carried by the following vote: AYE: Sams, Simpson and Brown. NAY: None. ABSTAIN: None. ABSENT: Gardaphe and Deck.

7. Presentation on the October 2023 monthly expenses and economic development activity report from the Midland Development Corporation Executive Director and staff.

Sara Harris gave an overview of the month's expenses, and economic development activity. Gabrielle Franks updated the board with the social media stats. Sammi Steele gave an overview of the business retention and expansion program in September.

All the business at hand having been completed, First Vice Chair Simpson adjourned the meeting at 11:09 a.m.

Respectfully submitted,

---

Vanessa Magallanes, Chief Deputy City Secretary

PASSED AND APPROVED the 4<sup>th</sup> Day of December 2023.

---

Jill Pennington, Secretary

# 2024 Board Meeting Dates



RESOLUTION NO. \_\_\_\_\_

**RESOLUTION ESTABLISHING THE DATES OF THE  
REGULAR MEETINGS OF THE MIDLAND  
DEVELOPMENT CORPORATION BOARD OF  
DIRECTORS TO BE HELD DURING THE PERIOD OF  
FEBRUARY 2024 TO JANUARY 2025**

**WHEREAS**, the Midland Development Corporation Board of Directors finds it to be in the public interest to establish the dates on which the Board of Directors will meet in regular session during the period of February 2024 to January 2025;

**NOW, THEREFORE, BE IT RESOLVED BY THE BOARD OF DIRECTORS OF THE MIDLAND DEVELOPMENT CORPORATION:**

**SECTION ONE.** That the dates for the regular meetings of the Midland Development Corporation Board of Directors to be held during the period of February 2024 to January 2025, as shown on Exhibit A attached hereto and incorporated herein for all purposes, are hereby adopted.

**SECTION TWO.** That the Chairman of the Midland Development Corporation is hereby authorized to cancel a regular meeting of the Midland Development Corporation Board of Directors. Midland Development Corporation staff shall post notice of any such cancellation on the Midland Development Corporation's website and the City Secretary shall post notice of any such cancellation in the same manner that Midland Development Corporation agendas are posted.

On motion of Director \_\_\_\_\_, seconded by Director \_\_\_\_\_, the above and foregoing resolution was adopted by the Board of Directors of the Midland Development Corporation at a regular meeting on the \_\_\_\_\_ day of \_\_\_\_\_, AD, 2023, by the following vote:

Directors voting "AYE":

Directors voting "NAY":

---

CHASE GARDAPHE,  
Chairman of the Midland  
Development Corporation

ATTEST:

---

JILL PENNINGTON,  
Secretary of the Midland  
Development Corporation

APPROVED AS TO FORM ONLY:

---

JOHN OHNEMILLER,  
Attorney for the Midland  
Development Corporation

**Midland Development Corporation  
Board of Directors**

**Meeting Dates for 2024 – First Monday of the Month**

**10:00 a.m.**

Monday, February 5, 2024 – 10 a.m.

Monday, March 4, 2024 – 10 a.m.

Monday, April 8, 2024 – 10 a.m.

Monday, May 6, 2024 – 10 a.m.

Monday, June 3, 2024 – 10 a.m.

Monday, July 1, 2024 – 10 a.m.

Monday, August 5, 2024 – 10 a.m.

Monday, September 9, 2024 – 10 a.m.

Monday, October 7, 2024 – 10 a.m.

Monday, November 4, 2024 – 10 a.m.

Monday, December 2, 2024 – 10 a.m.

Monday, January 6, 2025 – 10 a.m.

# Income Statement

**MIDLAND DEVELOPMENT CORPORATION**  
**INCOME STATEMENT FOR THE 1 MONTHS ENDED**  
**October 31, 2023**

	Oct-23	YTD	Budgeted Amount
<b>Revenue</b>	<b>\$1,518,524.05</b>	<b>\$1,518,524.05</b>	<b>\$12,976,644.00</b>
40100 - State Sales Tax	\$1,376,937.05	\$1,376,937.05	\$12,000,000.00
40600 - Public ROW Use Fees	\$0.00	\$0.00	\$0.00
43000 - Interest	\$60,200.00	\$60,200.00	\$0.00
43010 - Interest - Nonpooled Invest	\$0.00	\$0.00	\$0.00
46190 - Miscellaneous Rentals	\$81,387.00	\$81,387.00	\$976,644.00
49020 - Sale of Buildings	\$0.00	\$0.00	\$0.00
<b>4235150 - Midland Dvlpmt Corp Revenue</b>	<b>\$1,518,524.05</b>	<b>\$1,518,524.05</b>	<b>\$12,976,644.00</b>

<b>Expense</b>	<b>\$136,363.66</b>	<b>\$236,363.66</b>	<b>\$26,583,805.00</b>
51010 - Base Salary	\$31,800.04	\$31,800.04	\$360,047.00
51090 - Fica MDC Portion	\$2,432.71	\$2,432.71	\$29,038.00
51110 - Health Insurance	\$2,053.36	\$2,053.36	\$28,440.00
51135 - ACCE Profit Sharing	\$1,758.01	\$1,758.01	\$25,203.00
52010 - Office Supplies	\$179.36	\$179.36	\$6,500.00
52110 - Motor Vehicle Supplies	\$60.98	\$60.98	\$1,500.00
52115 - Minor Furniture & Fixtures	\$0.00	\$0.00	\$1,000.00
52155 - Minor Computer Hrdwre & Periph	\$0.00	\$0.00	\$12,000.00
52160 - Computer Software & Supplies	\$18,231.45	\$18,231.45	\$35,000.00
52620 - Postage	\$82.49	\$82.49	\$1,000.00
53010 - Communication	\$2,339.59	\$2,339.59	\$17,000.00
53030 - Light & Power	\$7.65	\$7.65	\$150.00
53110 - Insurance-External	\$0.00	\$0.00	\$150,000.00
53212 - Equipment Rental-External	\$334.98	\$334.98	\$5,000.00
53220 - Advertising	\$31,413.06	\$31,413.06	\$225,000.00
53370 - Grounds Maintenance	\$1,868.87	\$1,868.87	\$25,000.00
53405 - Software Maintenance	\$1,525.54	\$1,525.54	\$15,000.00
53440 - External Audit Fees	\$0.00	\$0.00	\$40,000.00
53450 - Consulting Fees	\$0.00	\$0.00	\$500,000.00
53510 - Travel & Entertainment	\$0.00	\$0.00	\$10,000.00
53520 - Dues & Subscriptions	\$4,523.77	\$4,523.77	\$17,000.00
53530 - Training,Registration Fees,Etc	\$600.00	\$600.00	\$15,000.00
53905 - Economic Development Incentive	\$0.00	\$0.00	\$9,098,141.00
53907 - Business Recruitment & Retentn	\$23,480.06	\$23,480.06	\$70,000.00
53909 - Prior Year Committed Incentives	\$0.00	\$0.00	\$13,464,662.00
53920 - Rent	\$5,817.00	\$5,817.00	\$69,804.00
54010 - Building Maintenance	\$7,854.74	\$7,854.74	\$80,000.00
55120 - Maint. - Instruments & Appara.	\$0.00	\$0.00	\$1,200.00
56188 - MOTRAN	\$0.00	\$0.00	\$142,500.00
56202 - General Fund Services	\$0.00	\$0.00	\$444,960.00
56410 - Payment of Principal	\$0.00	\$0.00	\$70,605.00
56420 - Interest Expense	\$0.00	\$0.00	\$6,595.00
56910 - Depreciation Expense	\$0.00	\$0.00	\$416,460.00
56995 - Project Non Capital - Promotions	\$0.00	\$0.00	\$1,200,000.00
57001 - Capital Buildings & Structures	\$0.00	\$0.00	\$0.00
57002 - Capital Improv Other Than Bldg	\$0.00	\$100,000.00	\$0.00
<b>235235 - Midland Development Corp</b>	<b>\$136,363.66</b>	<b>\$236,363.66</b>	<b>\$26,583,805.00</b>

**October 2023 Net Income: \$1,382,160.39**

**Year-to-Date Net Income: \$1,282,160.39**

# Balance Sheet

MIDLAND DEVELOPMENT CORPORATION  
BALANCE SHEET FOR THE PERIOD ENDED  
October 31, 2023  
(Used for Internal Purposes Only)

ASSETS

Current Assets

Cash and cash equivalents	21,819,472	
Investments	7,758,523	
Sales tax receivable	-	
Prepaid expenses	-	
Accounts receivable	81,110	
	<u>                    </u>	29,659,105

Non-Current Assets

Capital Assets, net	31,073,238	
Forgivable Loans		
Made to Primary Government	2,984,110	
Made to Other	6,579	
Total Forgivable Loans	<u>2,990,689</u>	
		<u>34,063,927</u>

Total Assets \$ 63,723,032

LIABILITIES AND NET POSITION

Liabilities

Accounts payable	85,335	
Retainage Payable	130,200	
Capital Leases payable	565,054	
Commitments payable		
Due within one year	7,118,318	
Due in more than one year	<u>12,174,011</u>	
Total Commitments Payable	<u>19,292,329</u>	
		20,072,918

Net Position

Net investment in capital assets	31,073,238	
Restricted for Forgivable Loans	2,990,689	
Restricted for Capital Leases	565,054	
Promotions	1,354,233	
Unrestricted	<u>7,666,900</u>	
		<u>43,650,114</u>

Total Liabilities and Net Position \$ 63,723,032

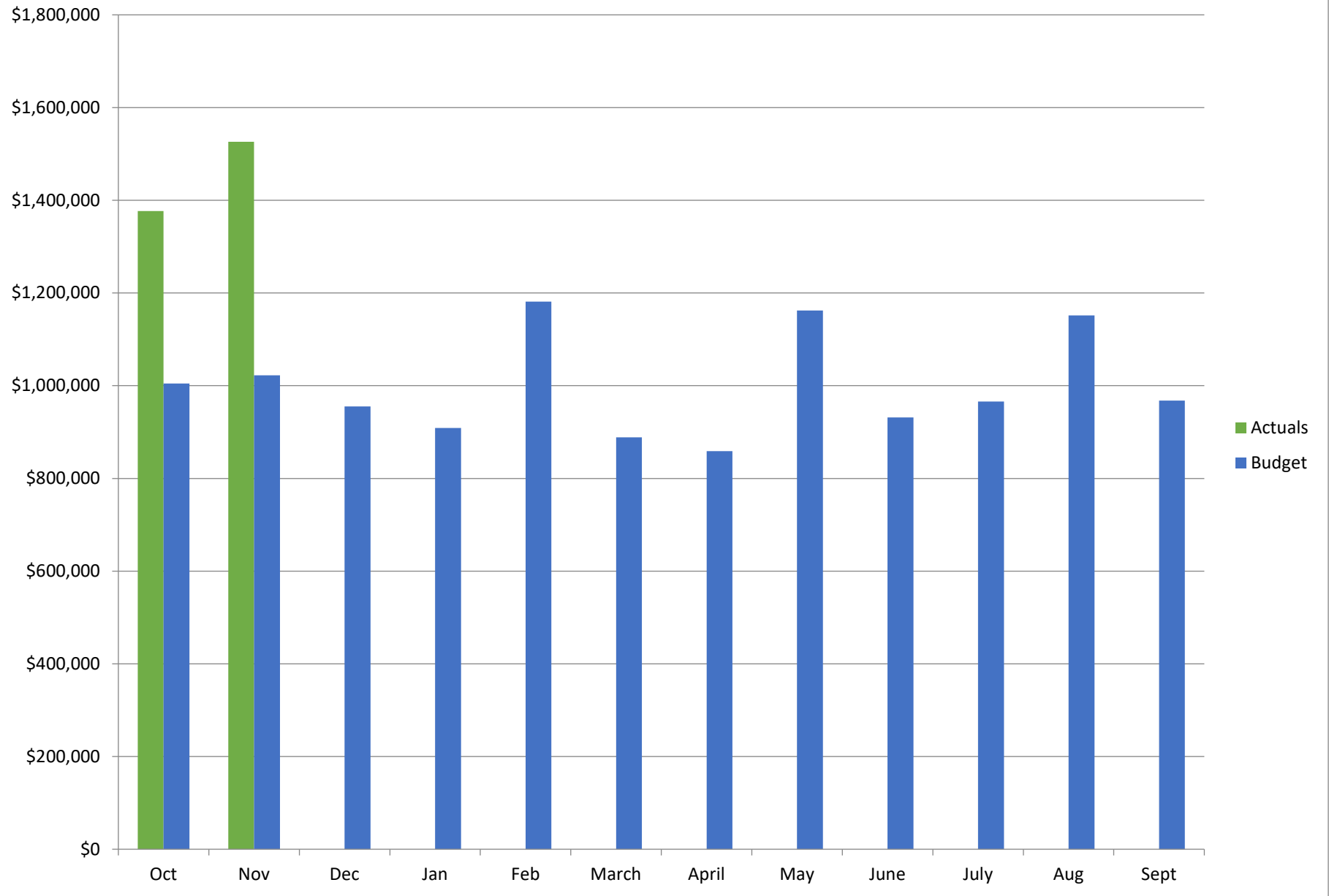
# Sales Tax




Sales Tax Variance

	2021-2022	2022-2023	% Change	2022-2023	2023-2024	% Change	YTD Change
October	\$971,343.63	\$1,416,510.48	45.83%	\$1,416,510.48	\$1,376,937.05	-2.79%	-2.79%
November	\$1,156,353.89	\$1,364,595.51	18.01%	\$1,364,595.51	\$1,526,083.42	11.83%	4.38%
December	\$1,013,549.80	\$1,380,834.52	36.24%	\$1,380,834.52			
January	\$1,117,874.02	\$1,358,336.22	21.51%	\$1,358,336.22			
February	\$1,434,528.04	\$1,649,985.00	15.02%	\$1,649,985.00			
March	\$983,421.74	\$1,344,612.50	36.73%	\$1,344,612.50			
April	\$1,015,116.31	\$1,266,881.01	24.80%	\$1,266,881.01			
May	\$1,487,467.44	\$1,597,917.80	7.43%	\$1,597,917.80			
June	\$1,218,236.38	\$1,325,843.43	8.83%	\$1,325,843.43			
July	\$1,326,275.50	\$1,395,392.32	5.21%	\$1,395,392.32			
August	\$1,582,536.23	\$1,662,691.61	5.06%	\$1,662,691.61			
September	\$1,303,011.95	\$1,328,790.99	1.98%	\$1,328,790.99			
Annual Total	\$14,609,714.93	\$17,092,391.39	16.99%	\$17,092,391.39	\$2,903,020.47		

## Sales Tax Actuals vs Budget Estimates



# Activity Report



# HIGH SPEED AEROSPACE TRANSPORTATION WORKSHOP

*November 2023*





# HSAT WORKSHOP

*The HSAT 6th Edition hosted over 100 experts, thought-leaders, innovators, and operators in the high-speed flight industry.*

*This hands-on and interactive **workshop** was hosted at **UT Permian Basin's Center for Energy and Economic Diversification** where a candid exchange of opinions, insights, and technical-scientific know-how took place.*





## Day 1

### FAM Tour

Multiple companies arrived early to see Midland and some of our aviation and aerospace facilities.

## Day 2

### HSAT Workshop

Workshop for the aerospace industry to dialogue.

## Day 3

### HSAT Workshop

Workshop for the aerospace industry to dialogue.



# HOW THE MDC IS DIVERSIFYING THE ENERGY INDUSTRY

Chase had an opportunity to share an overview of Midland, the local economy, upcoming projects, and the Spaceport Business Park with aerospace industry participants.



# OVERVIEW

## ATTENDEES

Nearly 100 registrations with over 40 companies represented and hosted in Midland.

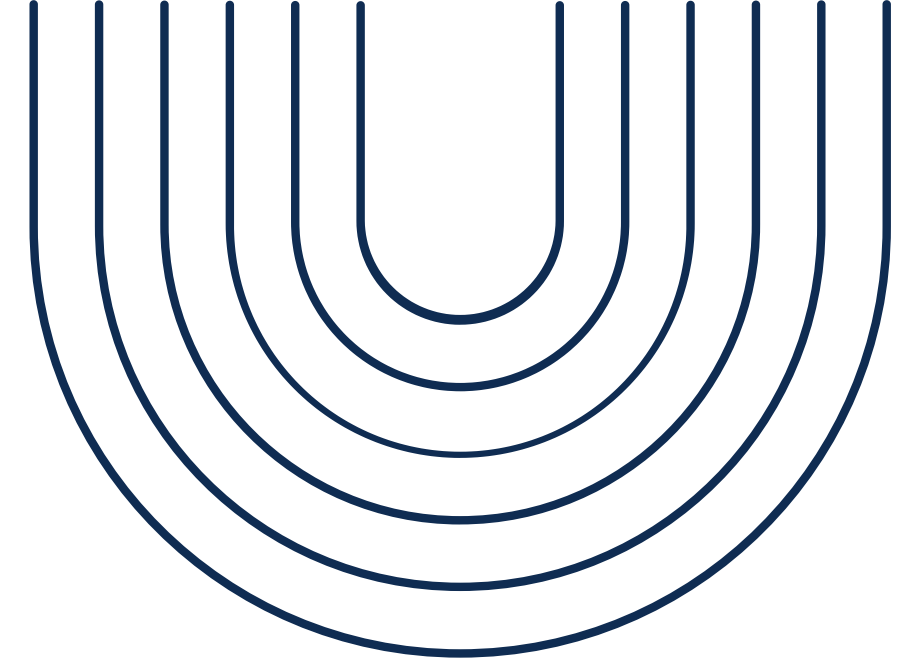
## WORK SESSIONS

Workshop attendees had the opportunity to dialogue and exchange ideas on high speed flight.

## FOLLOW UP

Connect with companies that showed interest in expanding operations in Midland.






**01.** TRANSONIC-EXISTING  
INDUSTRY

**02.** SUPERSONICS & HYPERSONICS

**03.** SUBORBITAL & ORBITAL

**04.** STANDARDS & BEST  
PRACTICES IN HSAT

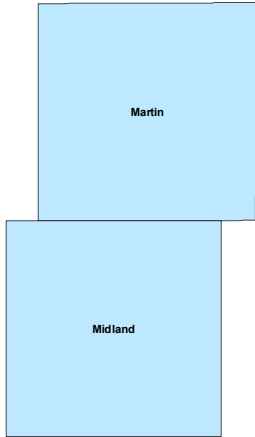
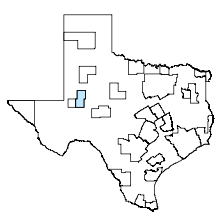


# HSAT SESSIONS & TOPICS



## Midland MSA

## October 2023



MSA Labor Force Statistics				
	Oct-23	Sep-23	Oct-22	Yearly Change
Civilian Labor Force	115,562	115,506	110,316	5,246
Employed	112,798	112,578	107,410	5,388
Unemployed	2,764	2,928	2,906	-142
Unemployment Rate	2.4%	2.5%	2.6%	-0.2%

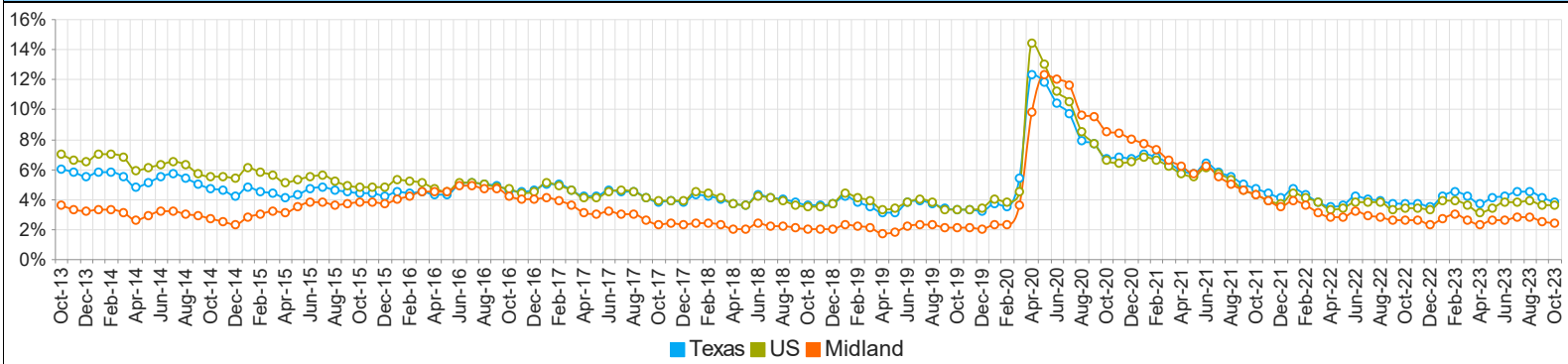
  

Texas Labor Force Statistics				
	Oct-23	Sep-23	Oct-22	Yearly Change
Civilian Labor Force	15,183,880	15,178,113	14,731,841	452,039
Employed	14,605,351	14,558,101	14,189,171	416,180
Unemployed	578,529	620,012	542,670	35,859
Unemployment Rate	3.8%	4.1%	3.7%	0.1%

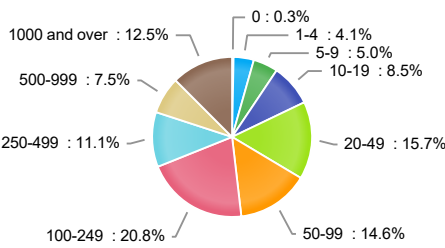
  

US Labor Force Statistics				
	Oct-23	Sep-23	Oct-22	Yearly Change
Civilian Labor Force	167,774,000	167,718,000	164,753,000	3,021,000
Employed	161,676,000	161,669,000	159,144,000	2,532,000
Unemployed	6,098,000	6,049,000	5,609,000	489,000
Unemployment Rate	3.6%	3.6%	3.4%	0.2%

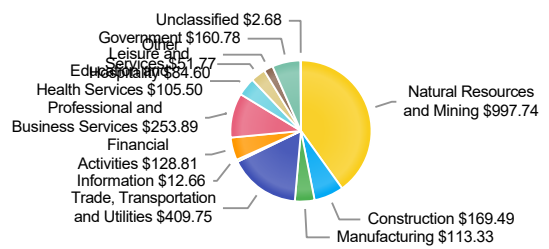
## Historical Unemployment Rates



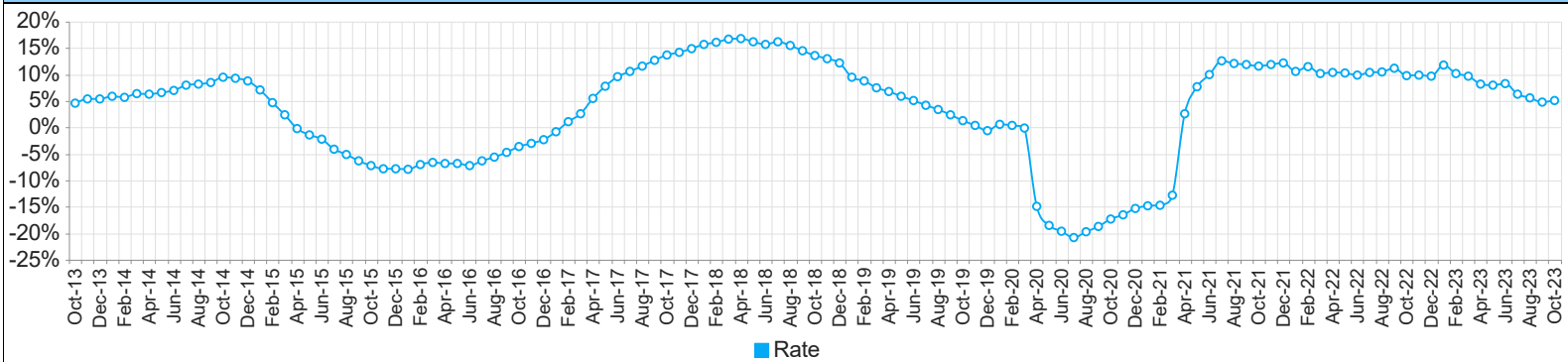
## Employment by Size Class (2nd Quarter 2023)



## Wages by Industry (in millions) (2nd Quarter 2023)



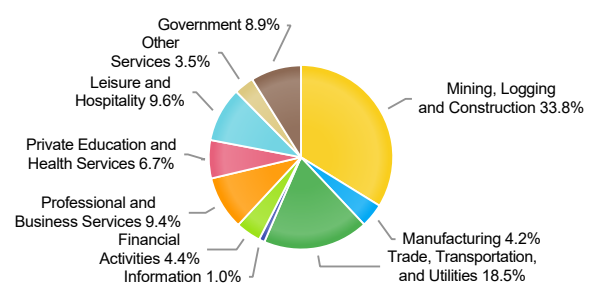
## Annual Growth Rate Total Non-agricultural employment



## Employment by Industry (October 2023)


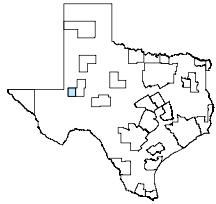
Industry	Current Month Employment	% Monthly Change	% Yearly Change
Total Nonfarm	121,700	0.7%	5.1%
Mining, Logging and Construction	41,100	0.2%	7.9%
Manufacturing	5,100	0.0%	4.1%
Trade, Transportation, and Utilities	22,500	1.4%	3.7%
Information	1,200	0.0%	0.0%
Financial Activities	5,400	0.0%	1.9%
Professional and Business Services	11,500	0.9%	0.9%
Private Education and Health Services	8,100	1.2%	5.2%
Leisure and Hospitality	11,700	0.0%	0.9%
Other Services	4,300	0.0%	4.9%
Government	10,800	1.9%	10.2%

## Employment by Industry (October 2023)



## Odessa MSA

## October 2023



MSA Labor Force Statistics				
	Oct-23	Sep-23	Oct-22	Yearly Change
Civilian Labor Force	87,294	87,092	84,727	2,567
Employed	84,486	84,174	81,806	2,680
Unemployed	2,808	2,918	2,921	-113
Unemployment Rate	3.2%	3.4%	3.4%	-0.2%

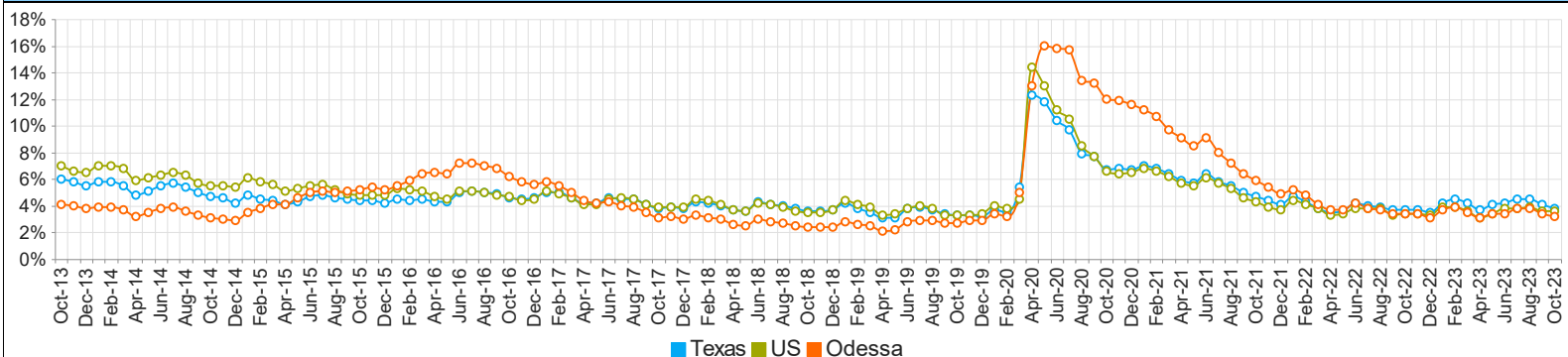
  

Texas Labor Force Statistics				
	Oct-23	Sep-23	Oct-22	Yearly Change
Civilian Labor Force	15,183,880	15,178,113	14,731,841	452,039
Employed	14,605,351	14,558,101	14,189,171	416,180
Unemployed	578,529	620,012	542,670	35,859
Unemployment Rate	3.8%	4.1%	3.7%	0.1%

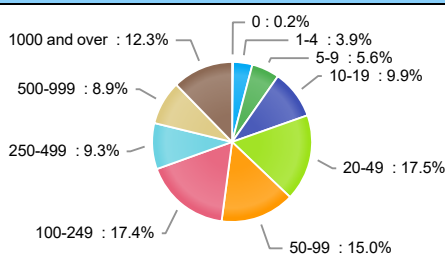
  

US Labor Force Statistics				
	Oct-23	Sep-23	Oct-22	Yearly Change
Civilian Labor Force	167,774,000	167,718,000	164,753,000	3,021,000
Employed	161,676,000	161,669,000	159,144,000	2,532,000
Unemployed	6,098,000	6,049,000	5,609,000	489,000
Unemployment Rate	3.6%	3.6%	3.4%	0.2%

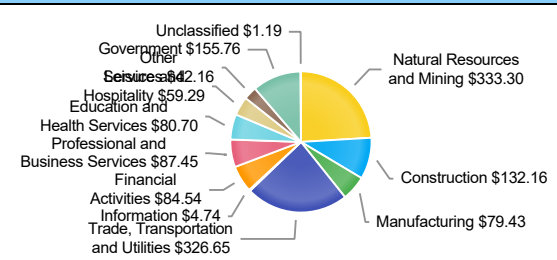
### Historical Unemployment Rates



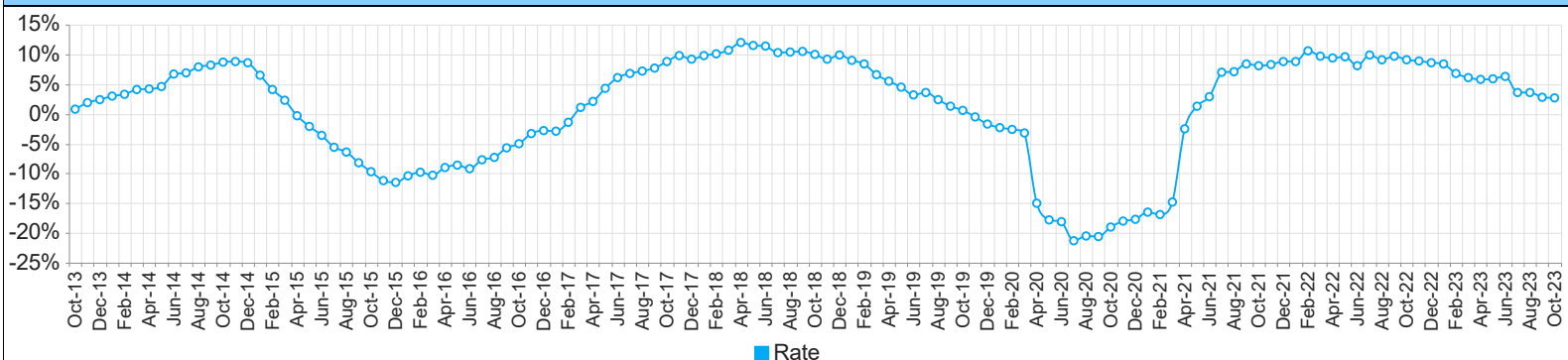
### Employment by Size Class (2nd Quarter 2023)



### Wages by Industry (in millions) (2nd Quarter 2023)



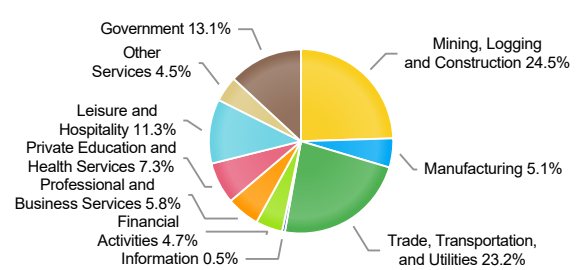
### Annual Growth Rate Total Non-agricultural employment



### Employment by Industry (October 2023)

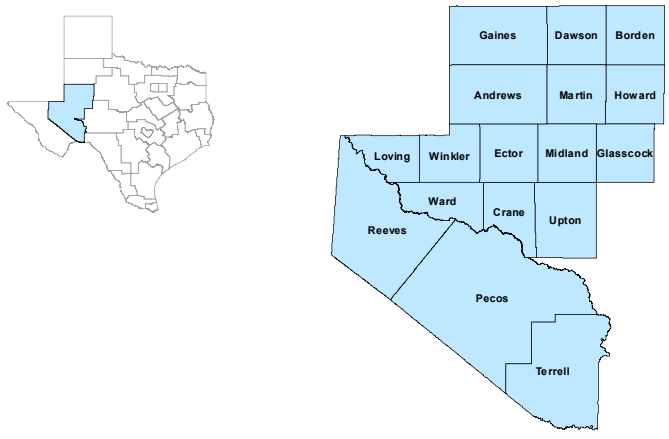
Industry	Current Month Employment	% Monthly Change	% Yearly Change
Total Nonfarm	82,400	1.0%	2.7%
Mining, Logging and Construction	20,200	2.0%	5.8%
Manufacturing	4,200	2.4%	5.0%
Trade, Transportation, and Utilities	19,100	0.5%	0.5%
Information	400	0.0%	0.0%
Financial Activities	3,900	0.0%	2.6%
Professional and Business Services	4,800	2.1%	2.1%
Private Education and Health Services	6,000	0.0%	3.4%
Leisure and Hospitality	9,300	0.0%	2.2%
Other Services	3,700	0.0%	2.8%
Government	10,800	0.9%	0.9%

### Employment by Industry (October 2023)



## Permian Basin Workforce Development Area

October 2023



WDA Labor Force Statistics				
	Oct-23	Sep-23	Oct-22	Yearly Change
Civilian Labor Force	273,257	273,273	264,125	9,132
Employed	265,485	265,058	255,938	9,547
Unemployed	7,772	8,215	8,187	-415
Unemployment Rate	2.8%	3.0%	3.1%	-0.3%

Texas Labor Force Statistics				
	Oct-23	Sep-23	Oct-22	Yearly Change
Civilian Labor Force	15,183,880	15,178,113	14,731,841	452,039
Employed	14,605,351	14,558,101	14,189,171	416,180
Unemployed	578,529	620,012	542,670	35,859
Unemployment Rate	3.8%	4.1%	3.7%	0.1%

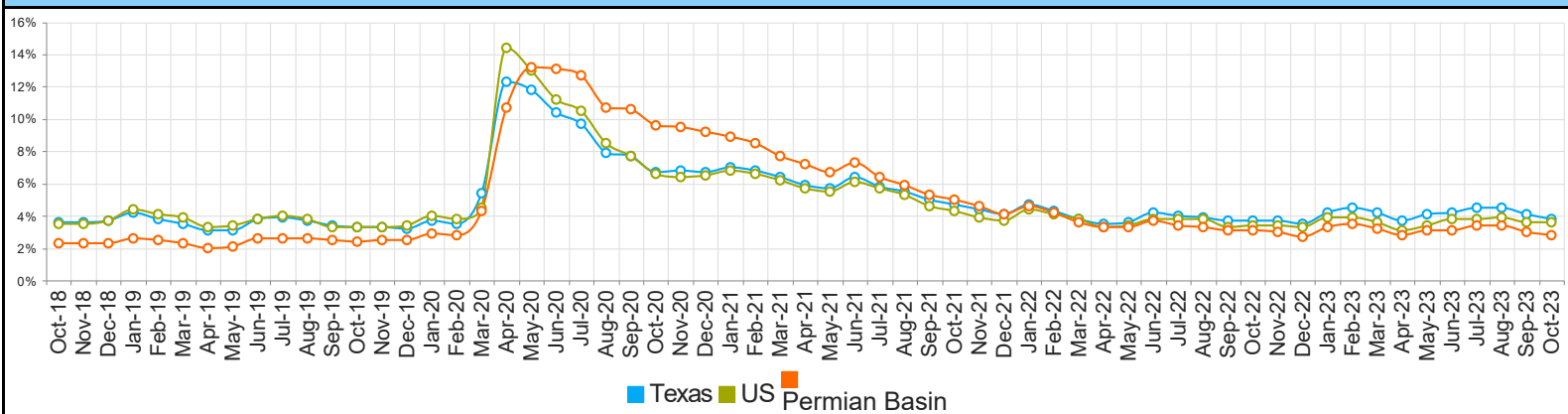
  

US Labor Force Statistics				
	Oct-23	Sep-23	Oct-22	Yearly Change
Civilian Labor Force	167,774,000	167,718,000	164,753,000	3,021,000
Employed	161,676,000	161,669,000	159,144,000	2,532,000
Unemployed	6,098,000	6,049,000	5,609,000	489,000
Unemployment Rate	3.6%	3.6%	3.4%	0.2%

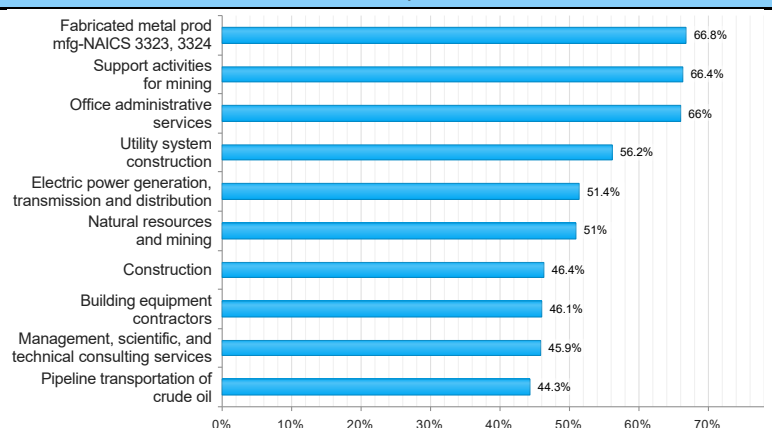
  

Continued Claims for the Week of the 12th				
	Oct-23	Sep-23	Oct-22	Yearly Change
WDA	972	974	784	188
Texas	104,976	107,647	75,686	29,290

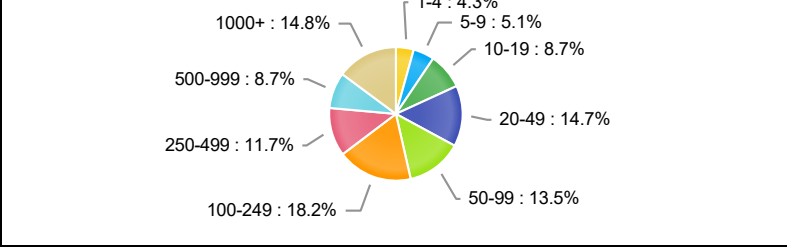
## Historical Unemployment Rates



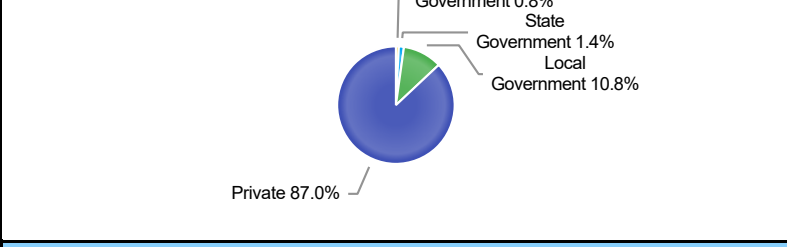
## Projected Top Ten Fastest Growing Industries in WDA (% Growth 2020-2030)



## Employment by Size Class (2nd Quarter 2023)



## Employment by Ownership (2nd Quarter 2023)



## Average Weekly Wage (2nd Quarter 2023)

	Q2 2023	Q1 2023	Q2 2022	Quarterly Change	Yearly Change
WDA	\$1,474	\$1,655	\$1,378	\$-181	\$96
Texas	\$1,322	\$1,480	\$1,281	\$-158	\$41
US	\$1,332	\$1,465	\$1,291	\$-133	\$41

## Employment by Industry (2nd Quarter 2023, Percent Change)

Industry	Employment	% of Total	% Quarterly Change	% Yearly Change
Natural Resources and Mining	57,181	22.3%	2.4%	14.9%
Construction	22,001	8.6%	1.6%	12.3%
Manufacturing	10,419	4.1%	2.4%	2.9%
Trade, Transportation and Utilities	53,642	20.9%	1.3%	5.8%
Information	1,978	0.8%	6.3%	3.4%
Financial Activities	11,029	4.3%	1.1%	3.9%
Professional and Business Services	19,017	7.4%	1.0%	6.8%
Education and Health Services	40,004	15.6%	0.3%	2.1%
Leisure and Hospitality	26,305	10.3%	2.4%	2.4%
Other Services	7,703	3.0%	1.7%	9.7%
Public Administration	6,919	2.7%	1.6%	-2.5%

## Employment by Industry (2nd Quarter 2023)

