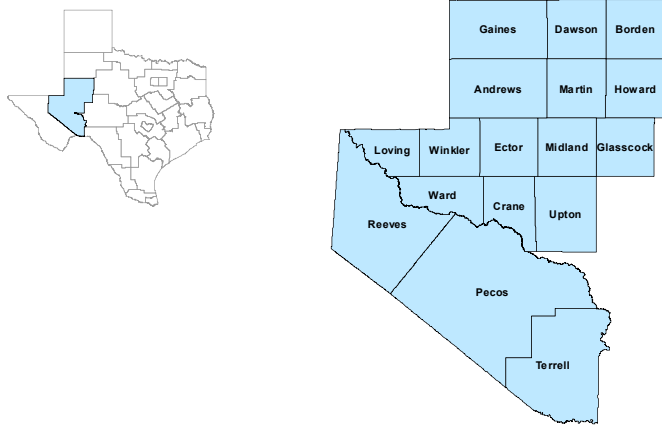


Permian Basin Workforce Development Area

February 2025



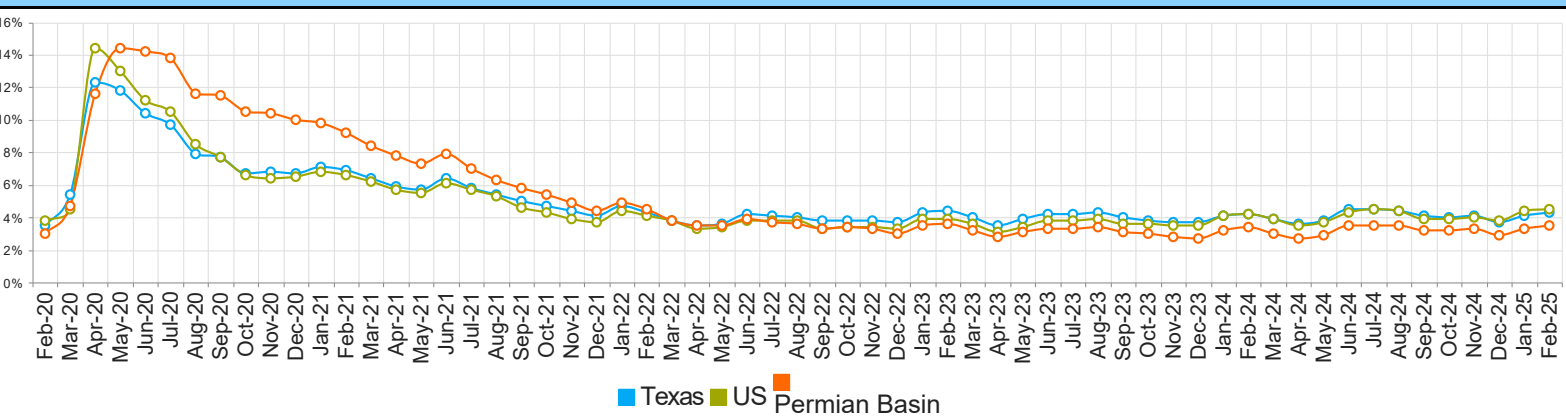
WDA Labor Force Statistics				
	Feb-25	Jan-25	Feb-24	Yearly Change
Civilian Labor Force	262,804	260,380	254,876	7,928
Employed	253,692	251,762	246,330	7,362
Unemployed	9,112	8,618	8,546	566
Unemployment Rate	3.5%	3.3%	3.4%	0.1%

Texas Labor Force Statistics				
	Feb-25	Jan-25	Feb-24	Yearly Change
Civilian Labor Force	15,840,511	15,744,807	15,473,132	367,379
Employed	15,163,796	15,097,107	14,817,758	346,038
Unemployed	676,715	647,700	655,374	21,341
Unemployment Rate	4.3%	4.1%	4.2%	0.1%

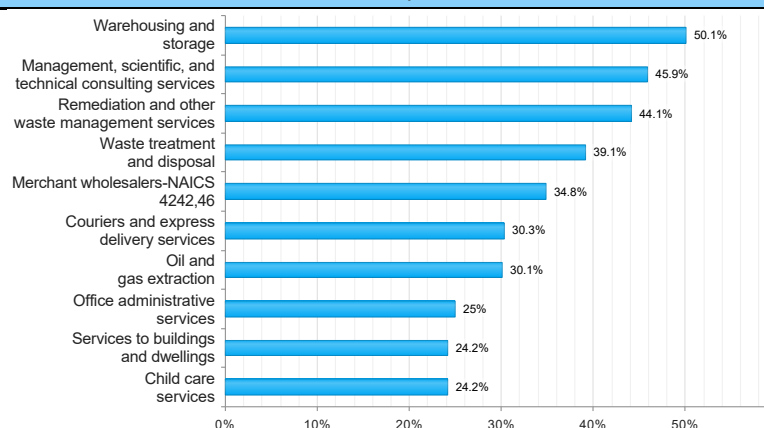
US Labor Force Statistics				
	Feb-25	Jan-25	Feb-24	Yearly Change
Civilian Labor Force	170,116,000	169,814,000	167,285,000	2,831,000
Employed	162,544,000	162,347,000	160,315,000	2,229,000
Unemployed	7,572,000	7,467,000	6,970,000	602,000
Unemployment Rate	4.5%	4.4%	4.2%	0.3%

Continued Claims for the Week of the 12th				
	Feb-25	Jan-25	Feb-24	Yearly Change
WDA	1,349	1,397	1,145	204
Texas	119,145	122,903	116,264	2,881

Historical Unemployment Rates



Projected Top Ten Fastest Growing Industries in WDA (% Growth 2022-2032)

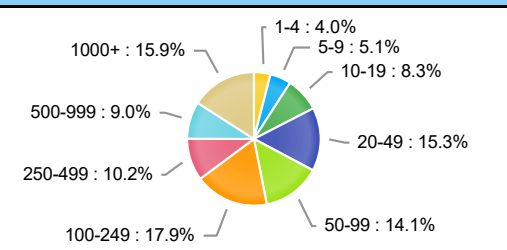


Average Weekly Wage (3rd Quarter 2024)					
	Q3 2024	Q2 2024	Q3 2023	Quarterly Change	Yearly Change
WDA	\$1,627	\$1,532	\$1,504	\$95	\$123
Texas	\$1,396	\$1,381	\$1,335	\$15	\$61
US	\$1,394	\$1,390	\$1,334	\$4	\$60

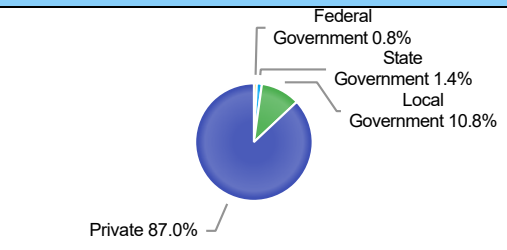
Employment by Industry (3rd Quarter 2024, Percent Change)

Industry	Employment	% of Total	% Quarterly Change	% Yearly Change
Natural Resources and Mining	57,259	21.8%	-0.1%	1.7%
Construction	24,349	9.3%	3.8%	10.2%
Manufacturing	10,909	4.2%	-1.1%	3.5%
Trade, Transportation and Utilities	55,512	21.1%	0.4%	2.4%
Information	1,923	0.7%	10.5%	-4.1%
Financial Activities	11,859	4.5%	0.8%	5.0%
Professional and Business Services	19,170	7.3%	-0.5%	2.8%
Education and Health Services	40,416	15.4%	-1.9%	2.7%
Leisure and Hospitality	26,561	10.1%	-1.2%	0.0%
Other Services	7,671	2.9%	-0.7%	-0.4%
Public Administration	7,174	2.7%	1.4%	3.0%

Employment by Size Class (3rd Quarter 2024)



Employment by Ownership (3rd Quarter 2024)



Employment by Industry (3rd Quarter 2024)

